

# DISPLAY QUOTE

Please complete this form and fax it back to 07 3255 2644 or bring it along to your first meeting.

Unit 3, 14 Merivale Street South Brisbane Qld | PO Box 3676 South Brisbane Qld 4101 | PHONE 07 3255 2655

DATE \_\_\_\_\_ NAME \_\_\_\_\_

COMPANY NAME \_\_\_\_\_

PHONE \_\_\_\_\_ FAX \_\_\_\_\_

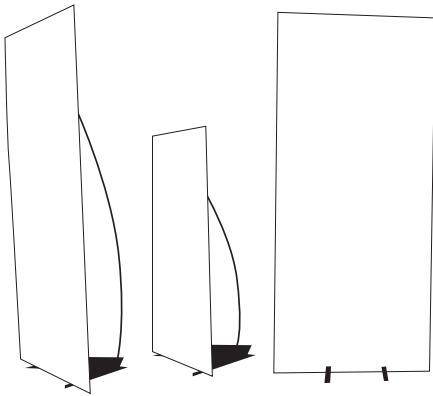
EMAIL \_\_\_\_\_

ADDRESS \_\_\_\_\_ POSTCODE \_\_\_\_\_

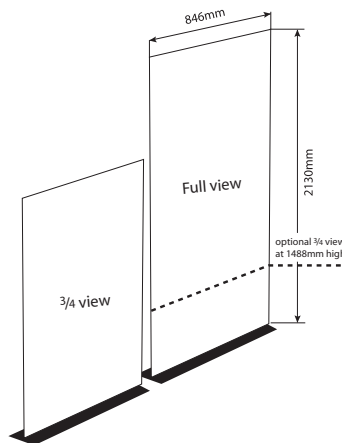
JOB NAME \_\_\_\_\_

If you are needing to promote your business, educate or inform within a three dimensional environment such as exhibitions, tradeshows, careers marketing or conferences, the following displays offer you a number of options for each of your display requirements. For further information on our displays please contact us.

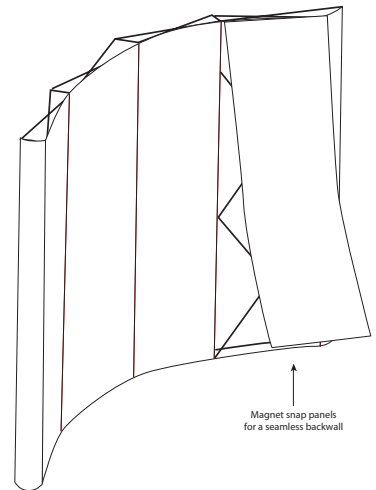
### Z-Form Banners



### Roller Banners



### Large Exhibition Display



#### STEP 1. TYPE

Please indicate which type of banner you wish to be quoted on.

**Z-FORM BANNER**

**Size:** Please indicate which size

- 600 x 1500mm     800 x 2150mm

Will you require a stand for the banner?

- Yes     No (I have a pre-existing stand)

To fit your new banner to your pre-existing stand please advise Graystone Studio as to whether you require one or two holes at the bottom?

- One hole     Two holes

**ROLLER BANNER** (Stand and carry case inclusive)

**Size:** Please indicate which size banner you require.

- Option 1 (Size: 846mm (W) x 2130mm (H))  
 Optional 3/4 height: 846 x 1488mm
- Option 2 (Size: 1200mm (W) x 2130mm (H))  
 Optional 3/4 height: 1200 x 1488mm

**LARGE EXHIBITION DISPLAY**

**Size:** 2974mm (W) x 2268mm (H)

(Includes single transporter case, display panels and stand)

Please indicate the quality finish you require for your display's skin.

- Gold (top of the line skin)  
 Silver (medium range ideal for most exhibition or shows)  
 Bronze (budget line)

**OTHER**

Type: \_\_\_\_\_

Size: (Please specify) \_\_\_\_\_

Open to suggestion

### STEP 7. QUANTITY

Quantity dictates the most appropriate choice of print process (digital or offset) and is the most influential factor on cost.

1. \_\_\_\_\_

2. \_\_\_\_\_

3. \_\_\_\_\_

Notes \_\_\_\_\_

\_\_\_\_\_

\_\_\_\_\_

\_\_\_\_\_

### STEP 3. TEXT / GRAPHICS

#### TEXT *(if required)*

Text will be supplied as:

- Word document
- Hardcopy (Graystone Studio will need to re-type)

#### LOGO

- Graystone Studio has my logo artwork on file
- I will supply my logo as:
  - Original artwork (Illustrator or EPS)
  - TIFF / JPEG
  - Hardcopy (Graystone Studio will need to scan or recreate)

#### Are there any images in your publication?

- No (please go to Step 4)
- Yes
  - I will supply all images electronically as high resolution (300dpi) TIFF / JPEG / EPS
  - I will supply hard copies to be scanned  
How many? \_\_\_\_\_
  - Graystone Studio to search for new images  
How many? \_\_\_\_\_
  - Open to suggestion

Notes \_\_\_\_\_

\_\_\_\_\_

\_\_\_\_\_

\_\_\_\_\_

\_\_\_\_\_

\_\_\_\_\_

\_\_\_\_\_

\_\_\_\_\_

\_\_\_\_\_

### STEP 4. COLOURS

Please note that most banners are designed using full colour. If you have a dominate colour that you would like to use please indicate the PMS colour below, if you do not know the PMS colour please bring a hardcopy of this colour to our first meeting.

PMS Colour/s: \_\_\_\_\_

\_\_\_\_\_

\_\_\_\_\_

\_\_\_\_\_

\_\_\_\_\_

### STEP 5. BUDGET

Even if you can only supply a ball-park figure, a budget expectation will give us a good idea of the type of solution we will be able to provide.

My budget is \$ \_\_\_\_\_

\_\_\_\_\_

\_\_\_\_\_

\_\_\_\_\_

### STEP 6. DEADLINES and DELIVERY

*Very important information. If you have an fixed delivery date, or particular interim deadlines, we need to know about them.*

Interim deadlines \_\_\_\_\_

\_\_\_\_\_

\_\_\_\_\_

\_\_\_\_\_

\_\_\_\_\_

\_\_\_\_\_

\_\_\_\_\_

Delivery date \_\_\_\_\_

\_\_\_\_\_

\_\_\_\_\_

\_\_\_\_\_

\_\_\_\_\_

\_\_\_\_\_

\_\_\_\_\_

#### Delivery

Brisbane

Other \_\_\_\_\_

\_\_\_\_\_

\_\_\_\_\_